

**Patients Seen**

- 56% CVA
- 29% Brain Injury
- 15% Other

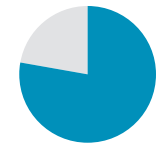


**64%**  
 Return to  
 work/school

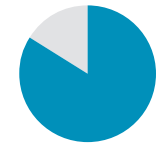


**87%**  
 Return to  
 driving/  
 community  
 mobility

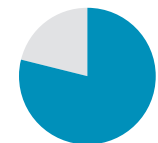
**Patients Reporting  
 Improvements**



Arm Function **78%**



Mobility **84%**



Communication  
 and Memory **79%**

**100%**  
 Patient  
 Satisfaction

**72%**  
 Program  
 Completion

Length of Stay



**61 Days**

**2**

Unplanned  
 transfers to acute  
 care facilities



**179**  
 Patients  
 Served