

Patients Seen

- 56% CVA
- 36% Brain Injury
- 8% Other

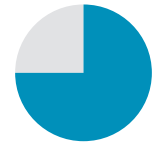


29%
 Return to
 work/school

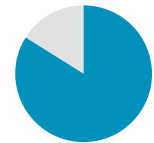


26%
 Return to
 driving/
 community
 mobility

**Patients Reporting
 Improvements**



Arm Function **75%**



Mobility **84%**



Communication
 and Memory **60%**

98%


Patient
 Satisfaction



89%

Program
 Completion

Length of Stay



63 Days

3

Unplanned
 transfers to acute
 care facilities



119
 Patients
 Served